

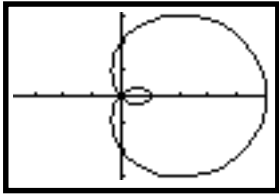
Polar Graphing Worksheet

page 1 of 1

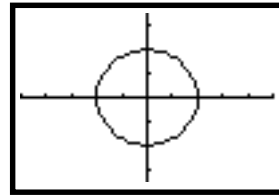
Name _____

Given the graphs below, write above the graph the polar equation that corresponds to each one.

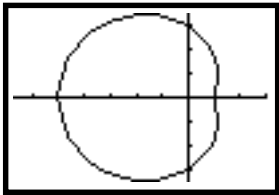
1) _____



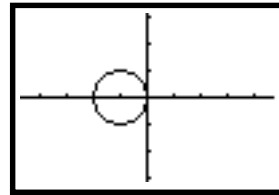
7) _____



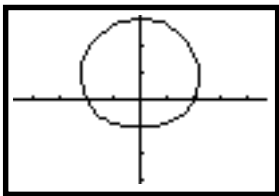
2) _____



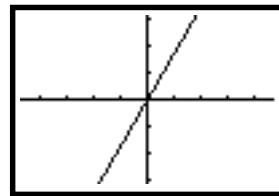
8) _____



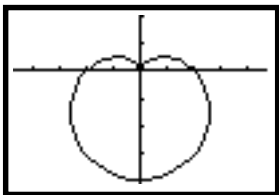
3) _____



9) _____



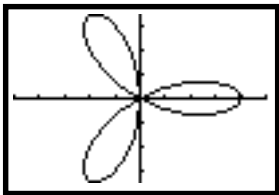
4) _____



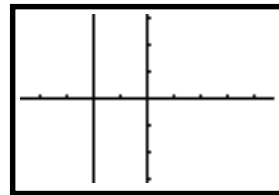
10) _____



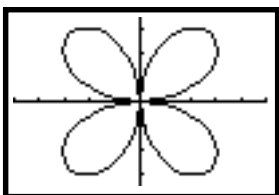
5) _____



11) _____



6) _____



12) _____

